
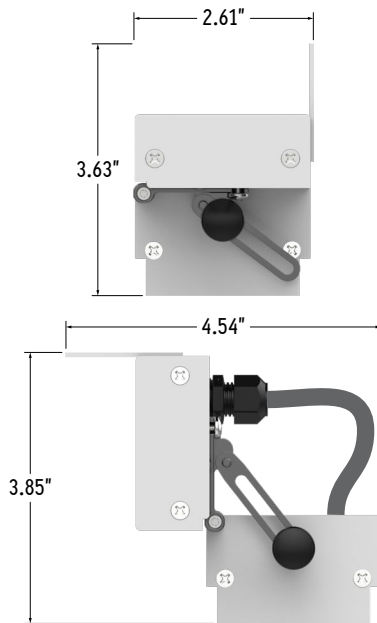


Perspective View



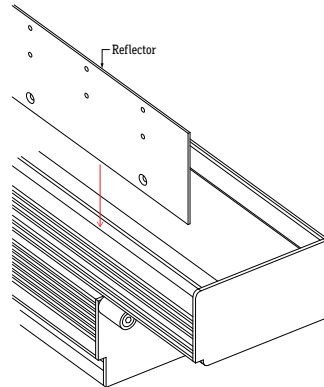
Assembled End Views



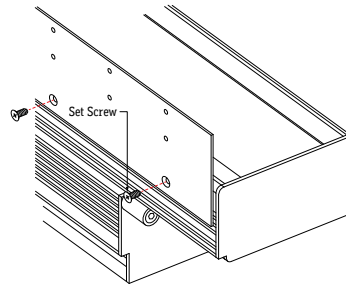
- Determine number of Reflectors needed. Each Reflector is 1' long.

Note: 1 Reflector per 1' luminaire.
2 Reflectors per 2' luminaire.
3 Reflectors per 3' luminaire.
4 Reflectors per 4' luminaire.

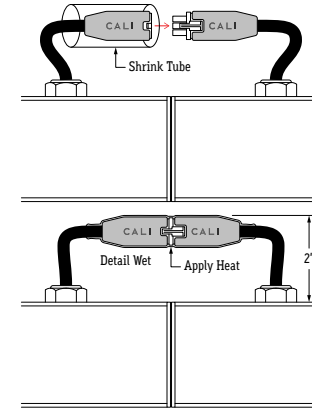
- Position Reflectors on luminaire.



- Install 3 set screws on each Reflector to secure in place. Do not over tighten set screws.



- If applicable, connect disconnects between luminaires. Slide shrink tube over connectors and apply heat. The shrink tube will shrink down, sealing the connectors. Apply silicone around sealed connectors for a stronger seal.



- Mount a minimum of 12" away from the wall.

